


# BECKENHAM PLACE PARK LEWISHAM

all your parks in one



## RESULTS FROM CONSULTATION ACTIVITIES TO DATE

**Education Survey** (December 2015) – 30 schools responded  
**Children & young people survey** (January to March 2016) - 189 responses  
**Proposals Survey** (March & April 2016) - 253 responses  
**Discussion groups** (February 2016) - 39 participants



Easter fun day consultation event in the park

Quotes from survey, March 2016

*"It's a beautiful space, the proposals are much needed."*

*"The park needs to become a focus to bring together the community. It's a shame to see the loss of the golf course but the scheme is the best for the wider community."*

*"I welcome the idea of injecting new life into the park."*

*"It is a huge under-resourced, under-valued park and a significant natural resource. If it is done well and suitably managed and resourced with multiple and varied users then it could be a fantastic asset for Lewisham."*

## COMMUNITY

**People are excited by a range of events that would appeal to a diverse range of users**

61% of people would support having at least one large scale event in the park a year. There was also support for smaller events being held more frequently

There is a high level of interest in volunteering particularly around wildlife and habitat conservation, local history research and food growing and community gardening




## HERITAGE

**92% people think its a good idea to restore the stable block and provide a café and toilets**

Only 4 out of 10 people consider their understanding of the heritage of the park to be good or very good


There is support for interpreting the heritage and local area through: waymarked trails (51.9%) and exhibition & interpretation space at The Homesteads (48.3%)



Architects' proposals for renovation of stable block

## NATURE

**Nature and wildlife is valued highly so regeneration should enhance habitats and give opportunities to engage with nature**



The informal character of Beckenham Place Park is highly valued

69% of respondents are interested in participating in nature and wildlife events in the park

30 local schools have indicated that they would use Beckenham Place Park for outdoor education

Children and young people are particularly interested in

- volunteering in gardening + food production
- projects to improve the environment



## RELAXATION AND PLAY

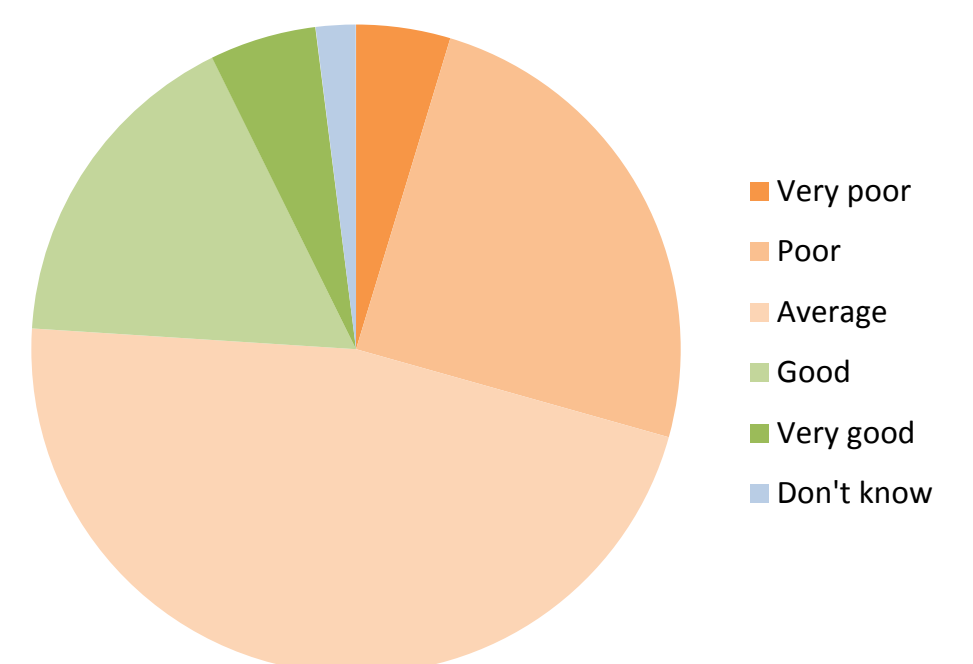
**New play provision is an important component of the park's regeneration**

Beckenham Place Park was described by one consultee as "the best kept secret in south-east London"

The majority of respondents favoured play improvements at both Old Bromley Road and at The Homesteads

70.1% of consultees indicated proposals would encourage them to visit the park or visit more frequently

Survey results for current condition of the park (Proposals Survey March 2016)



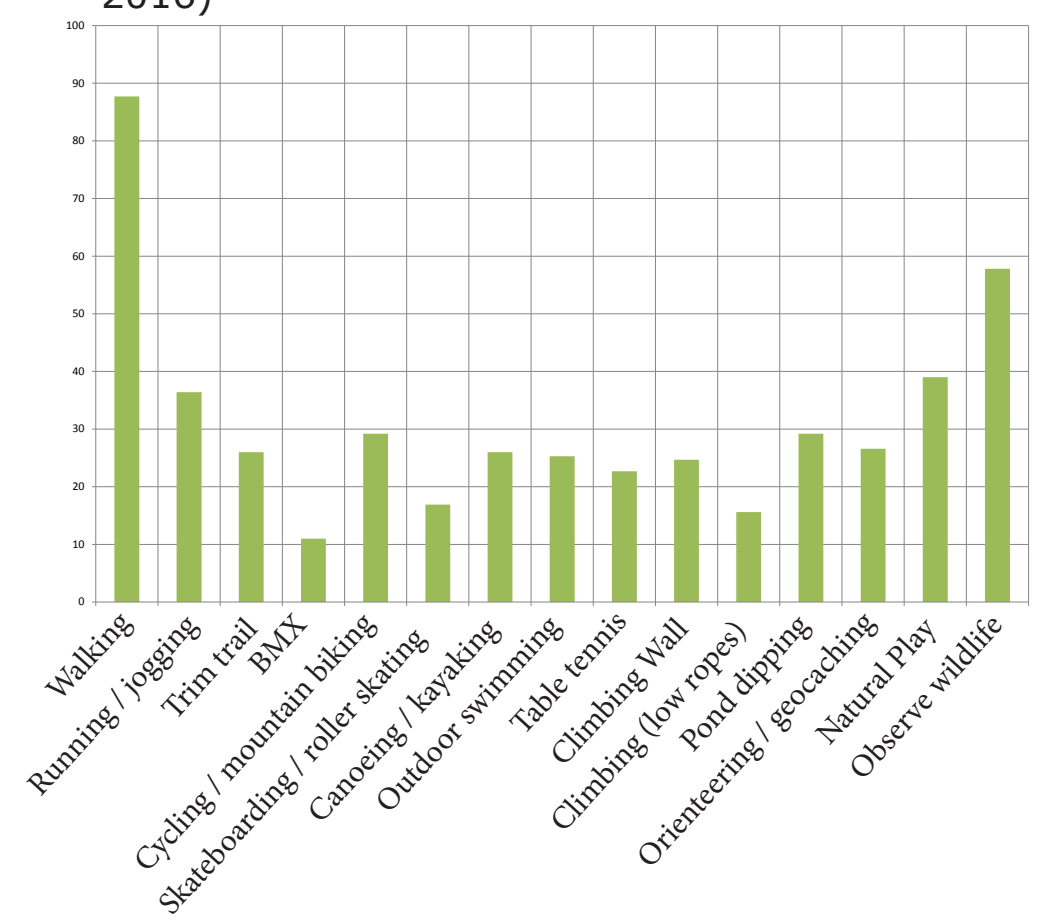
## OUTDOOR ACTIVITY

**Improving access via better footpaths was strongly supported and will help make the park accessible for everyone**

Top priorities were

- Improved access for walkers (72.1%) creation of an easy access trail (69.1%)
- Creation of circular routes (63.5%) more welcoming entrances (61.8%)


Percentage of respondents interested in different activities at Beckenham Place Park (Proposals survey 2016)





# BECKENHAM PLACE PARK LEWISHAM

all your parks in one



## MASTERPLAN



- 01 Mansion House**  
Relocation of car park, restoration of external landscape, including map and interpretation
- 02 Homesteads**  
Stable block restored as cafe and education room, with toilets and terrace seating. Stable yard open to the public as a welcoming gateway for visitors to Beckenham Place Park
- 03 Pleasure Ground**  
Orchard and community planting beds, play area, ornamental planting
- 04 Restored Lake + Wet woodland habitat**  
Restoration of historic parkland lake to provide swimming and other leisure uses. Creation of wet woodland habitat in former lake footprint, for nature experience, school activities etc.

- 05 Entrance improvements**  
Map and interpretation provided, surfaces and gates improved, new planting, furniture revised. External restoration of Southend Lodge and surroundings
- 06 Site wide footpath network improvements**  
Drainage and levels improved to make footpaths accessible, circular accessible route created, trim trail
- 07 The Common play area**  
Adventure Playground created for variety of ages
- 08 Old Bromley Road entrance**  
Enhanced skate facility and BMX track, along with upgrade to paths and entrances. New car park, coffee kiosk and toilets.

